

M E E T   N G  
S   R E E T



# THINKING MINNESOTA

## DECEMBER 2020 STATEWIDE

### VOTER SURVEY



KEY FINDINGS FROM A SURVEY OF 500 VOTERS IN MINNESOTA  
CONDUCTED DECEMBER 3–5, 2020

# RESEARCH METHODOLOGY

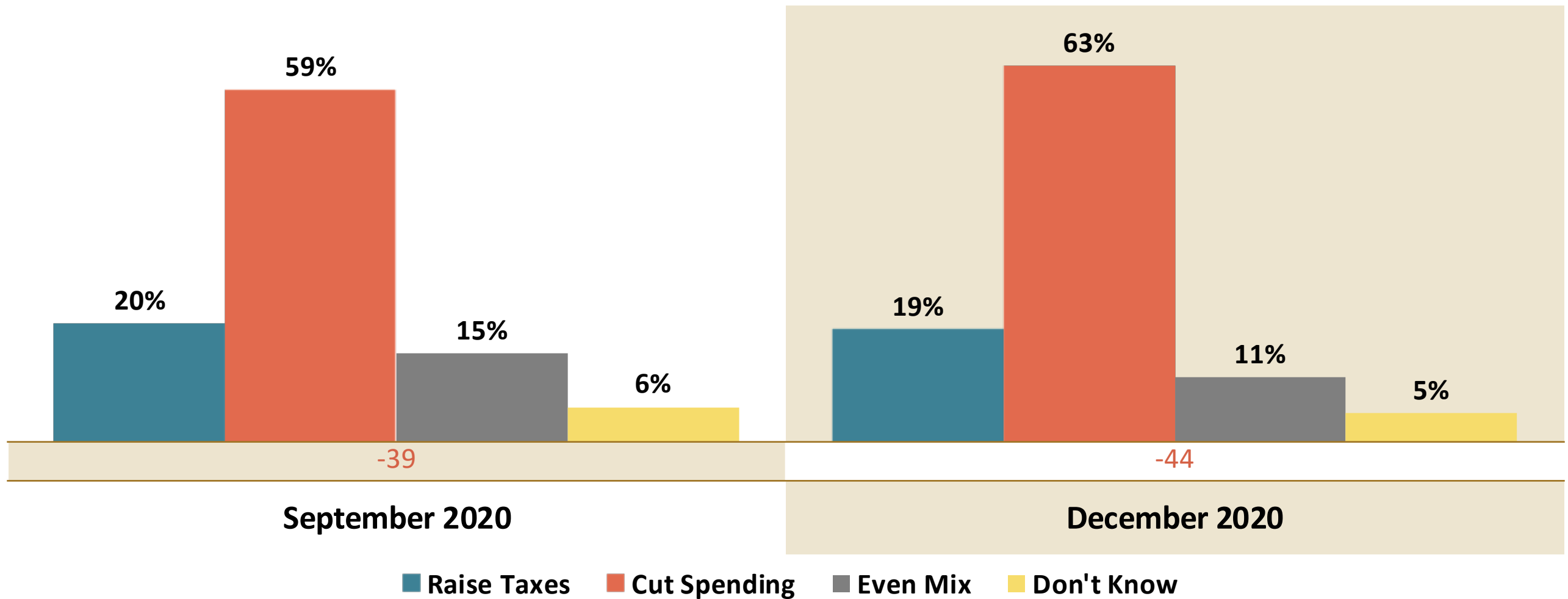
Meeting Street Research is pleased to present the Minnesota Center of the American Experiment with the results of a baseline survey conducted among registered voters in Minnesota.

Interviews were completed December 3-5, 2020, among 500 registered voters with a mix of cell phone and landline interviewing.

The margin of error for a sample size of N=500 is  $\pm 4.38\%$ .

# The vast majority of Minnesota voters think the best way to address the state's budget shortfall.

“Minnesota's state government projects a substantial budget shortfall for the next biennium. What do you think is the best way to address a budget shortfall?”



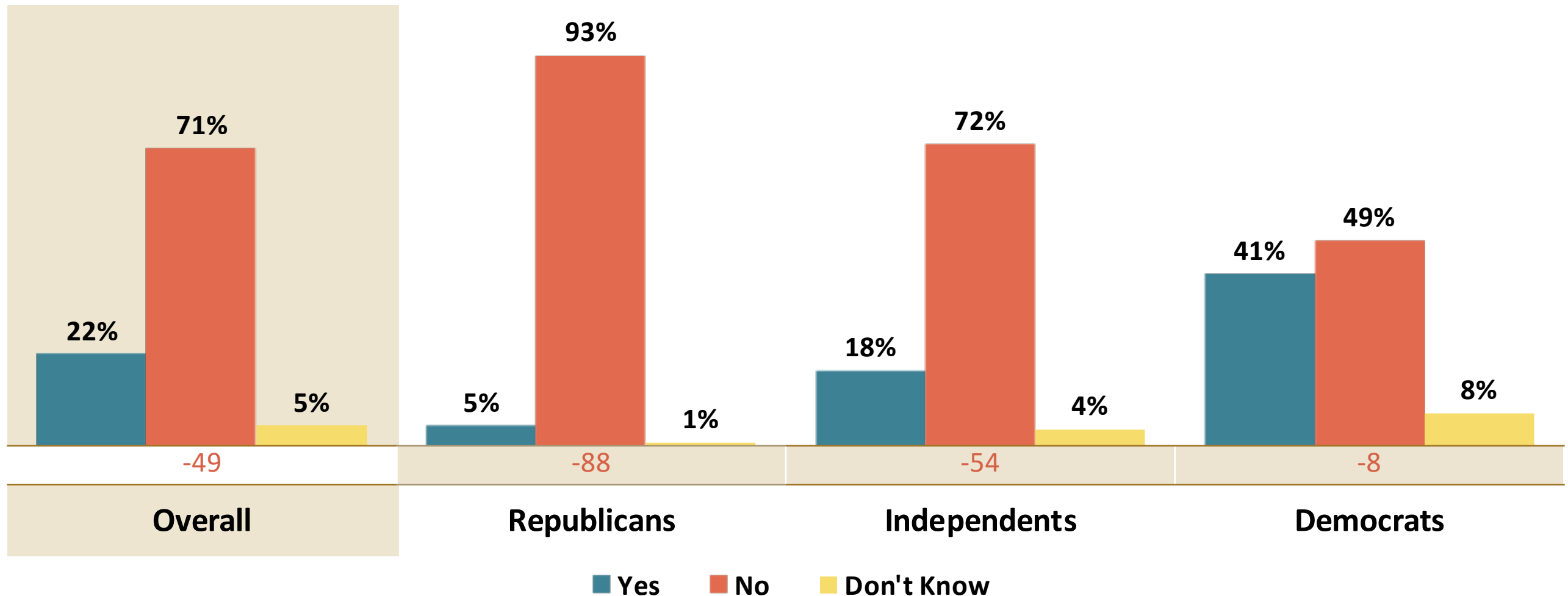
## Even a plurality of Democrats and majority of voters in the Twin Cities prefer spending cuts over higher taxes to cover the shortfall.

### Budget Shortfall Solution By Key Groups

	Raise Taxes	Cut Spending	Even Mix	Don't Know
Republicans	2%	90%	5%	2%
Independents	14%	61%	15%	5%
Democrats	38%	40%	14%	6%
Conservatives	5%	83%	6%	3%
Moderates	20%	58%	15%	6%
Liberals	46%	35%	11%	6%
Minneapolis/St. Paul	25%	51%	16%	6%
MSP Suburbs	18%	64%	10%	5%
Northeast Region	17%	69%	9%	4%
South Region	15%	72%	7%	3%
West / NW Region	15%	76%	5%	3%

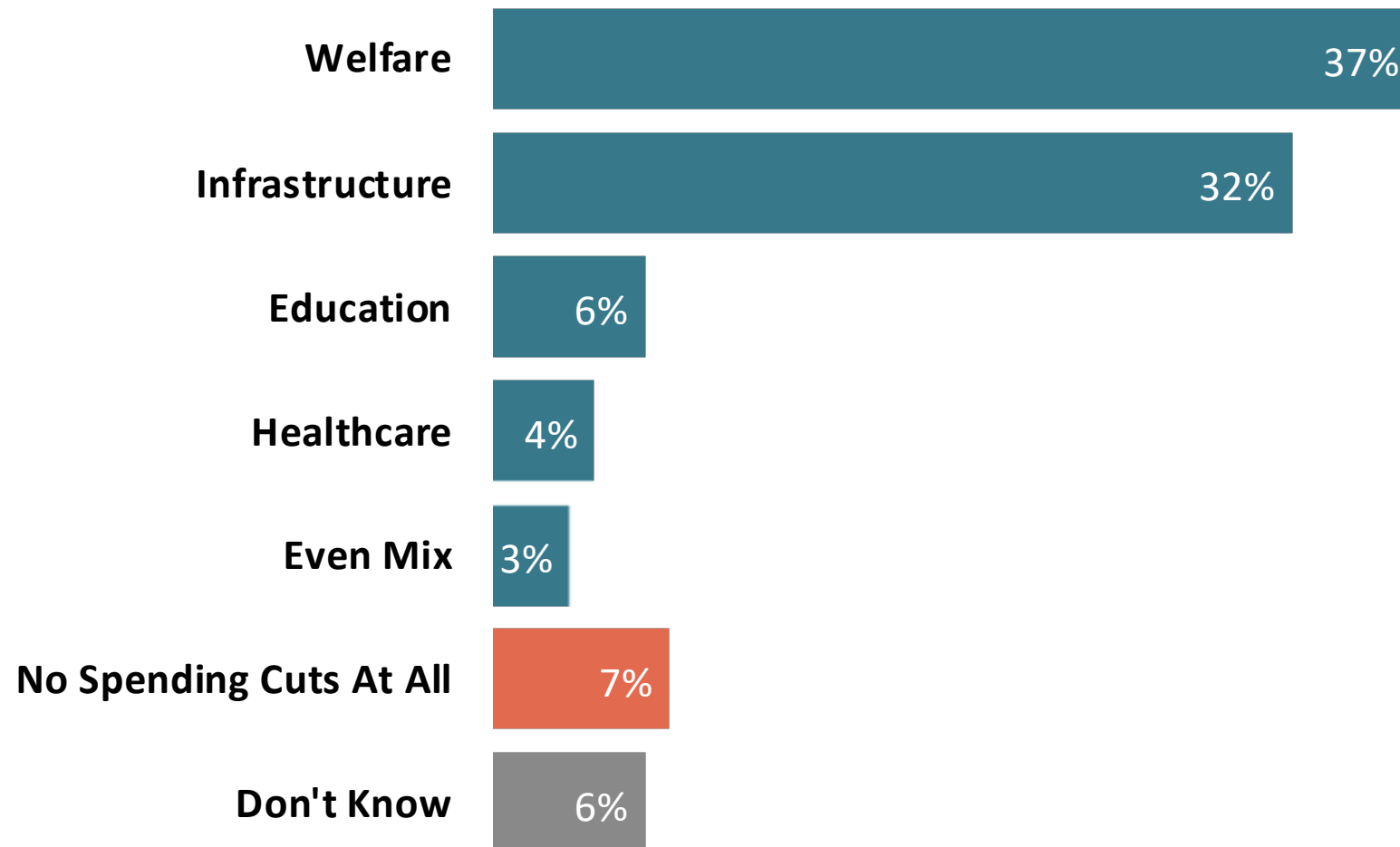
# Seven out of ten Minnesotans do not think this is the time for new spending programs that would require a tax hike.

“Given our current budget forecasts predict substantial shortfalls, do you think now is the time for new spending programs that would require tax increases?”



# Minnesota voters would prefer spending cuts to welfare first, then infrastructure in order to close the state's budget shortfall.

"If Minnesota's governor and legislature decide to close the budget shortfall with spending cuts, which ONE of the following areas would you most prefer to see spending cuts?"



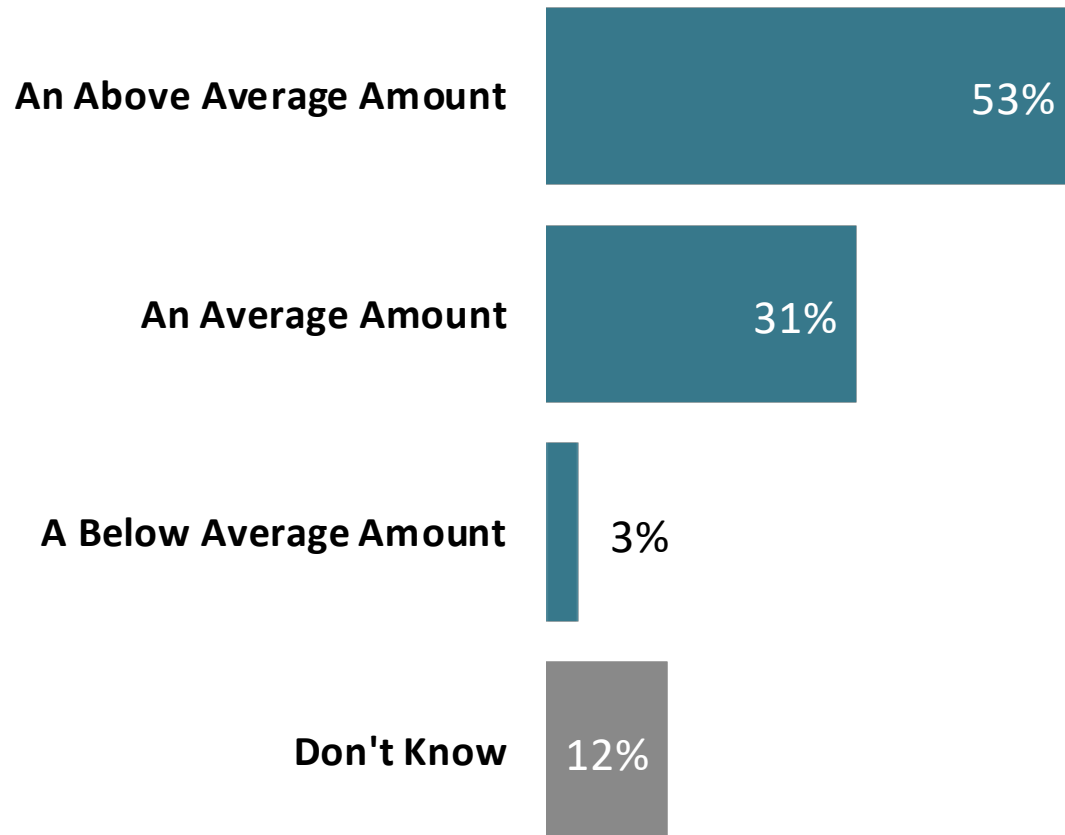
# Greater Minnesota voters are more supportive of welfare cuts to cover the gap.

## Spending Cut Preference By Region

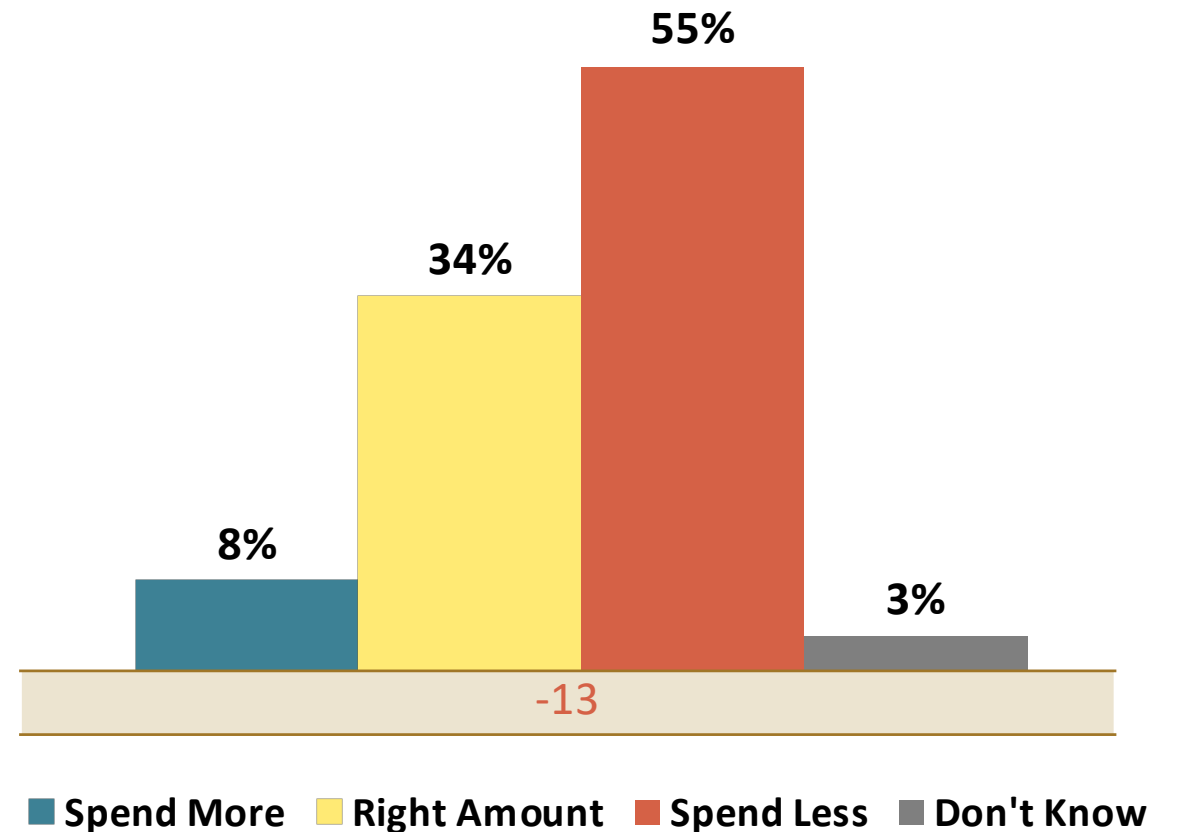
	Minneapolis/St. Paul	MSP Suburbs	Northeast Region	South Region	West / NW Region
<b>Welfare</b>	<b>32%</b>	<b>32%</b>	<b>47%</b>	<b>50%</b>	<b>41%</b>
<b>Infrastructure</b>	<b>36%</b>	<b>36%</b>	<b>25%</b>	<b>24%</b>	<b>30%</b>
<b>Education</b>	<b>7%</b>	<b>8%</b>	<b>4%</b>	<b>5%</b>	<b>4%</b>
<b>Healthcare</b>	<b>3%</b>	<b>7%</b>	<b>4%</b>	<b>5%</b>	<b>4%</b>
Even Mix	3%	4%	0%	5%	5%
No Spending Cuts	9%	4%	10%	10%	5%
Don't Know	7%	6%	8%	0%	6%

# Most Minnesotans say we spend more than the average state on welfare programs and think we should be spending less on them.

“Would you say Minnesota spends an above average amount, a below average amount, an average amount on welfare programs?”



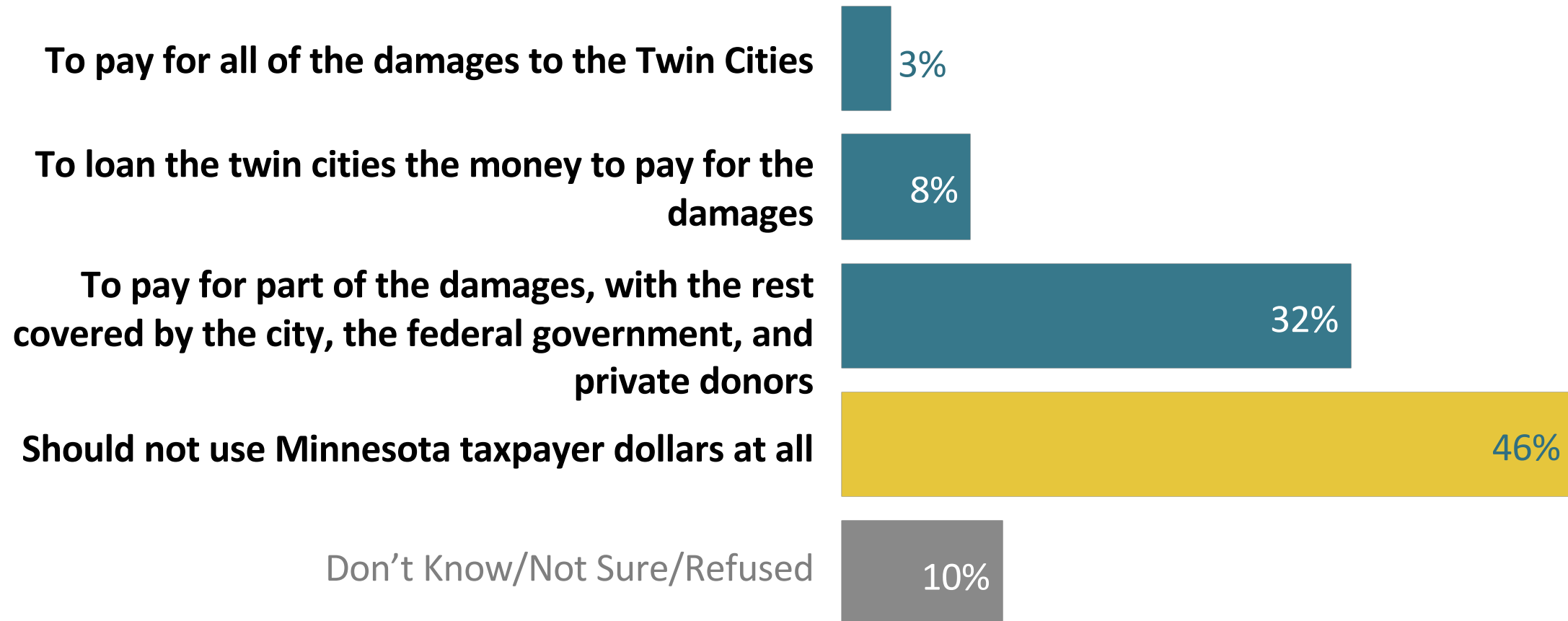
“Do you think Minnesota should be spending more on welfare, less on welfare or is Minnesota spending the right amount?”





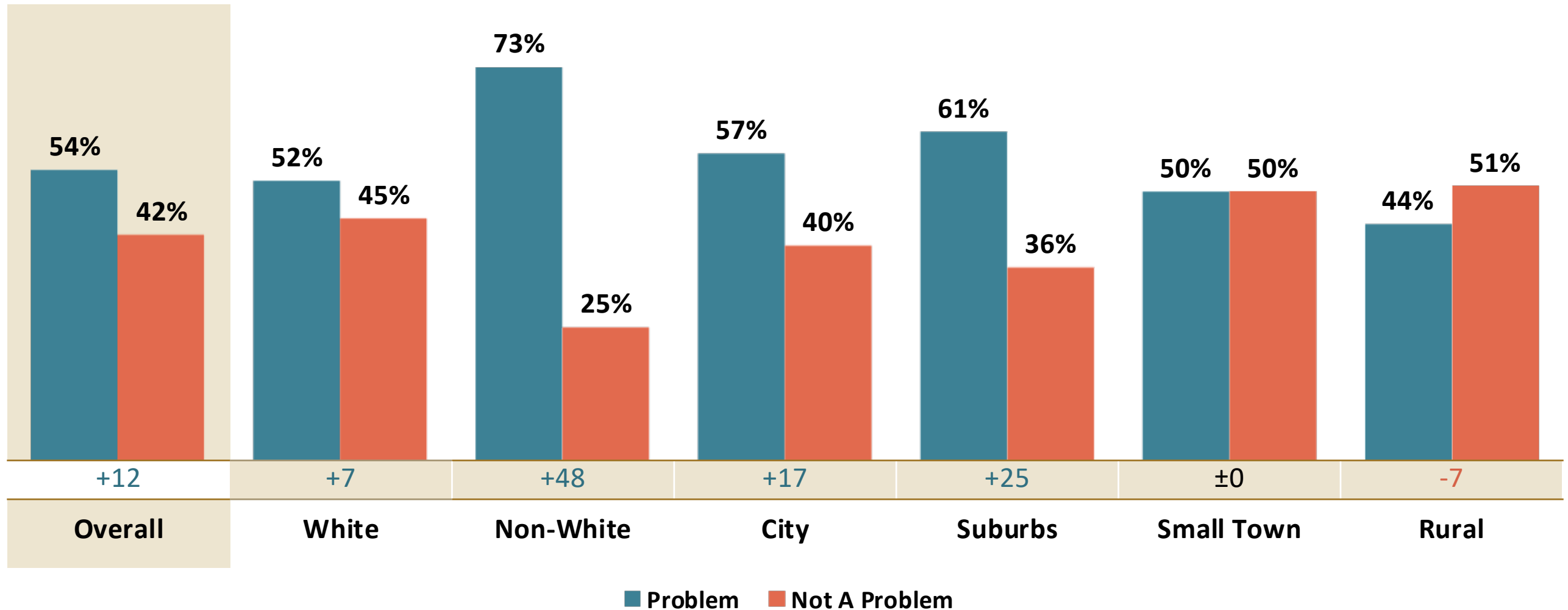
## A plurality think the state should not use taxpayer dollars to cover damages from the riots and demonstrations in the Twin Cities.

“Should the state of Minnesota use taxpayer dollars to pay for all of the damages to the Twin Cities, to loan the Twin Cities the money to pay for the damages, to pay for part of the damages, with the rest covered by the city, the federal government, and private donors, or should they not use Minnesota taxpayer dollars at all?”



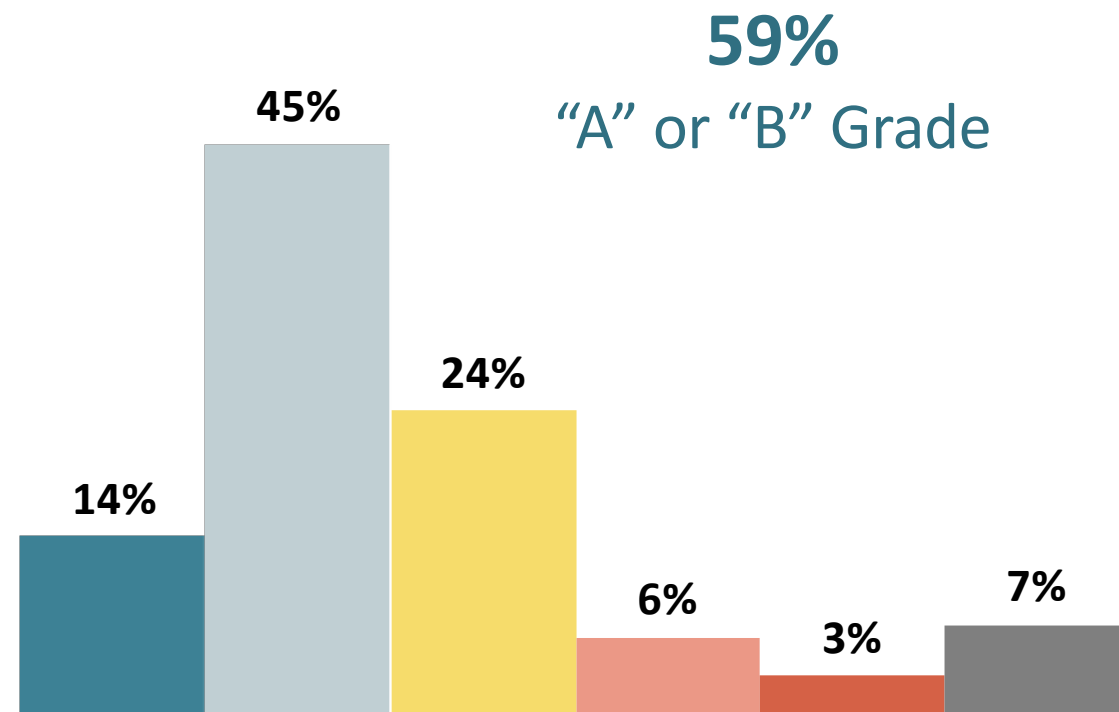
# A majority think white privilege is a problem here in Minnesota.

“Thinking about some of the racial unrest our state has seen this year, do you think white privilege is a problem in Minnesota?”

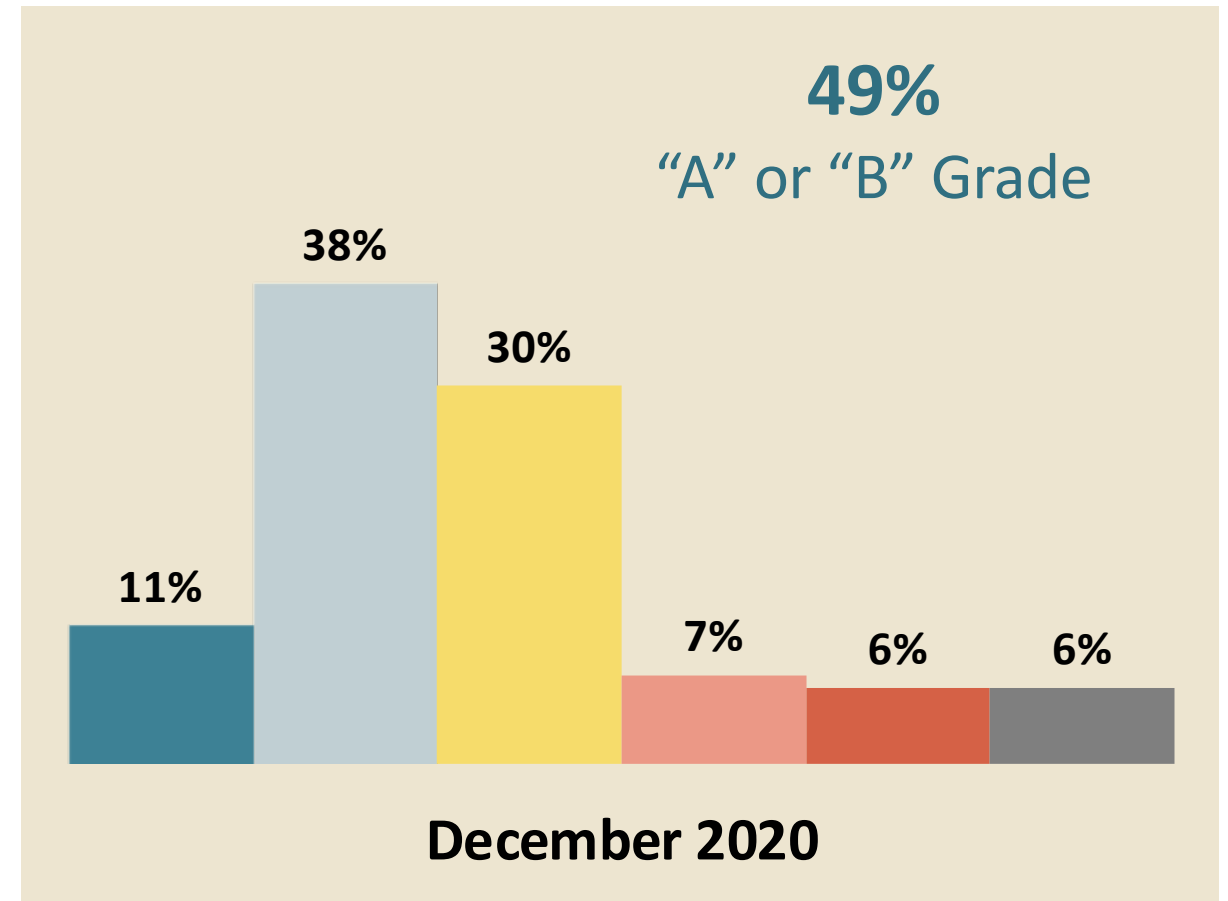


## Minnesota public school ratings are down from where they were in March.

“What letter grade would you give the public schools here in Minnesota?”



March 2020



December 2020

A B C D F/Fail Not Sure



M E E T   N G  
S   R E E T